

List Analysis Report

for [Sample List Analysis Report](#)

This report provides data analysis about your collection. [View the titles included in this report.](#)

[Download a spreadsheet](#) to examine more details about your collection. You may also [print this report.](#)

At-a-Glance

48 Titles

- 14 Genres Represented
- 8 Cultural Experiences Represented
- 35 Fiction Books (73%)
- 13 Nonfiction Books (27%)
- 48 Diverse Books (100%)
- 7 Graphic Books (15%)
- 44 Award Winners (92%)
- Publication Year Median: 2016
- Page Count Average: 242
- Word Count Average: 51,730
- Lexile® Average: 723
- Reading Levels: K-1 to 9-10

Fiction / Nonfiction Details



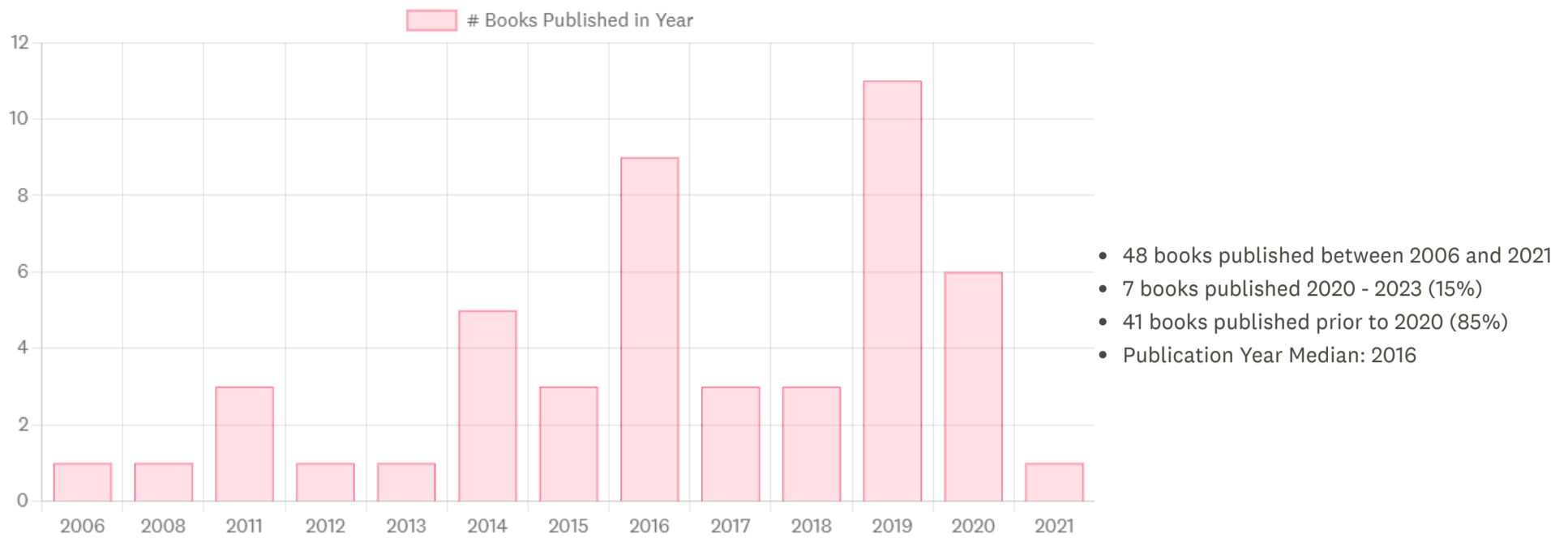
- [35 Fiction Books \(73%\)](#)
- [13 Nonfiction Books \(27%\)](#)

Lexile® Details



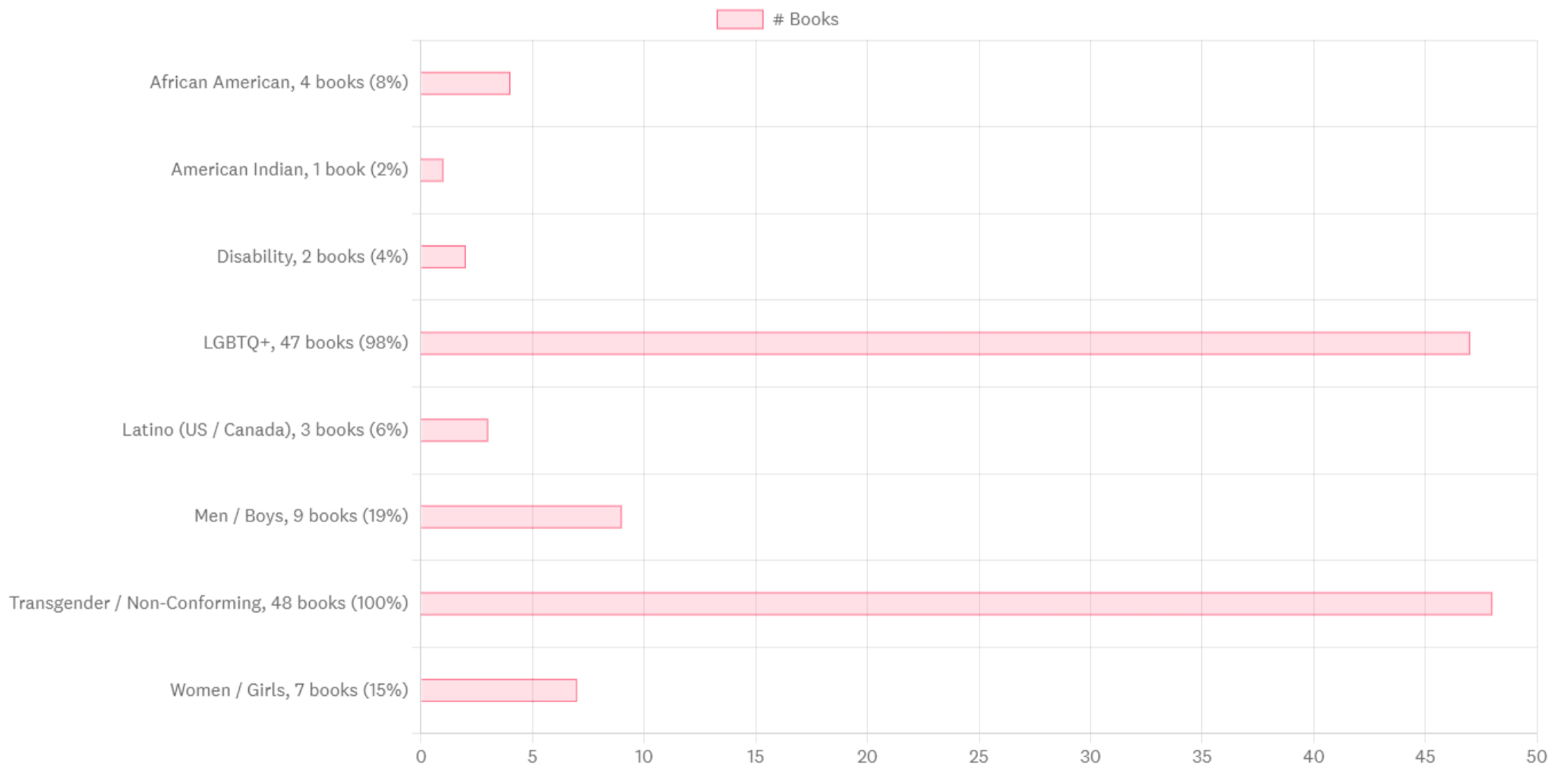
- [Grades K-1, 40-530, 3 Books \(6%\)](#)
 - [Grades 2-3, 420-820, 20 Books \(42%\)](#)
 - [Grades 4-5, 740-1010, 11 Books \(23%\)](#)
 - [Grades 6-8, 925-1185, 7 Books \(15%\)](#)
 - [Grades 9-10, 1050-1335, 2 Books \(4%\)](#)
 - 17 Books Unknown (35%)
- Lexile® Average: 723
Lexile® Median: 710

Recency / Year Published Details



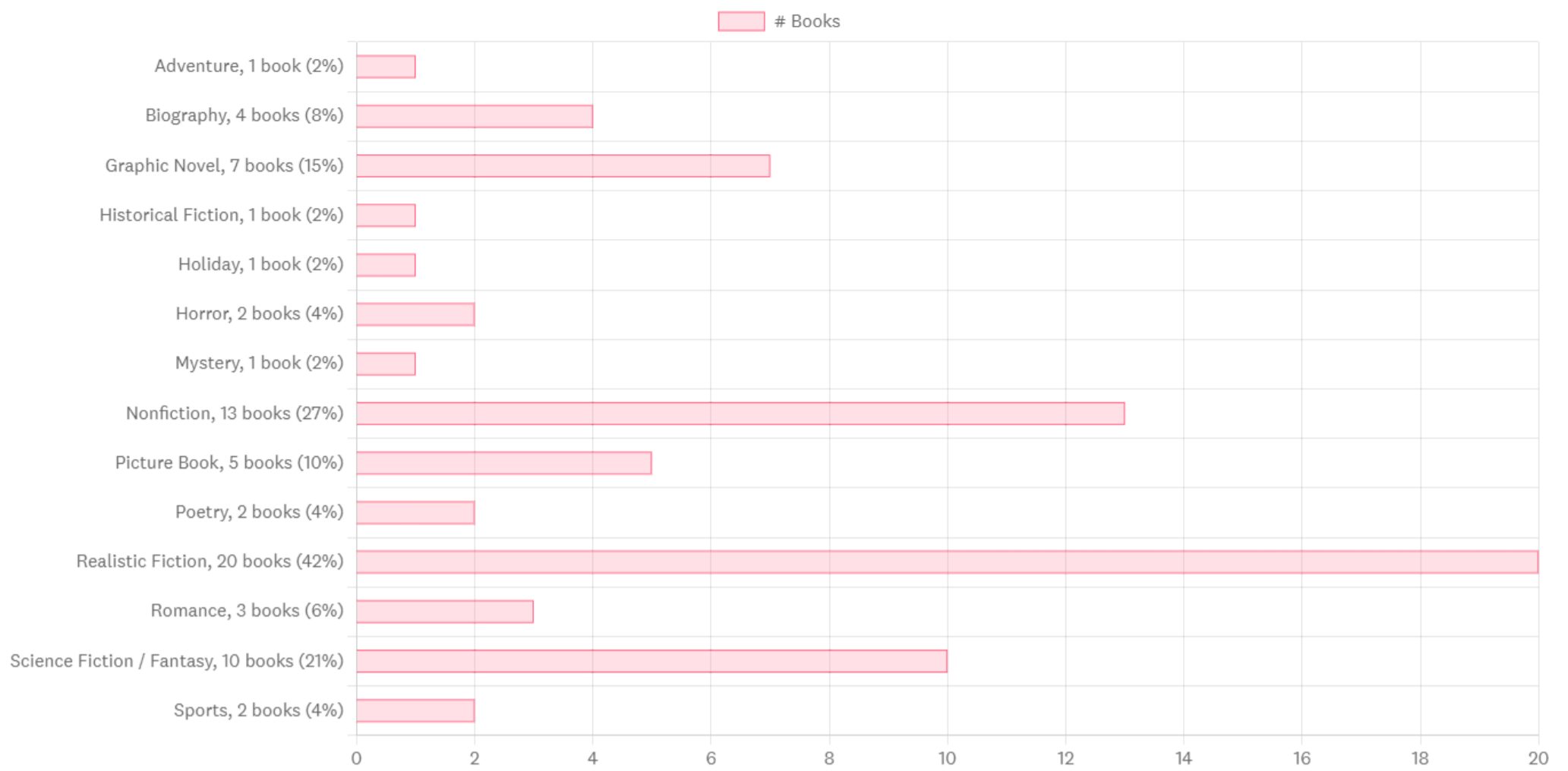
Year Published is based on the original publication and not a specific edition. Eg, Hamlet is 1602.

Cultural Experience Details



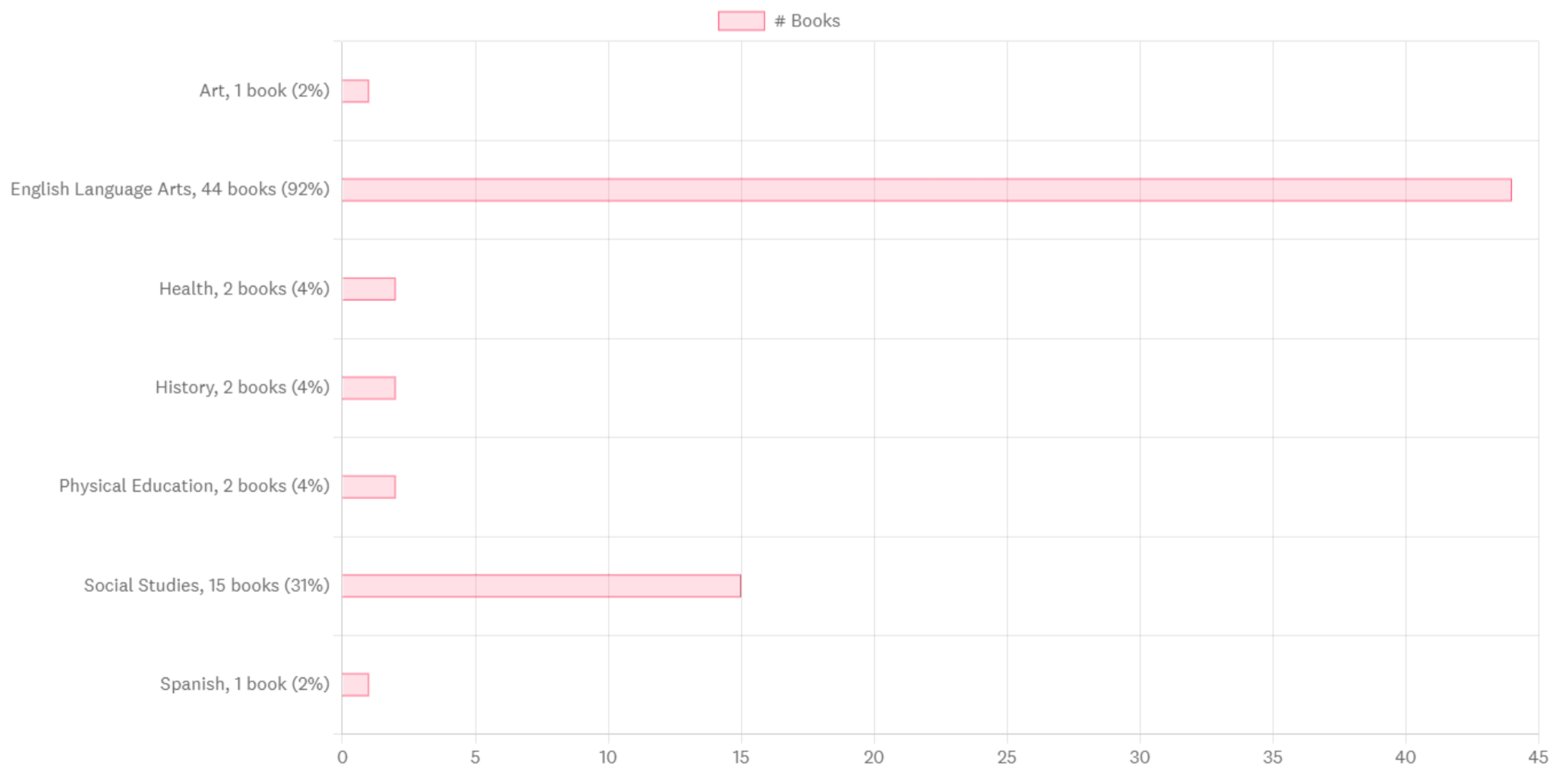
See [Classification Definitions](#).

Genre Details



See [Classification Definitions](#).

Curricular Area Details



See [Classification Definitions](#).

Not Included

Cultural Experiences Not Included

- [African](#)
- [Asian](#)
- [Asian American](#)
- [South Asian](#)
- [Immigrant / Refugee](#)
- [Jewish](#)
- [Latino \(Latin America\)](#)
- [Middle Eastern](#)
- [Multiracial / Mixed Race](#)
- [Muslim](#)
- [Pacific Islander / Oceania](#)

Genres Not Included

- [Beginning / Early Reader](#)
- [Concept Book](#)
- [Drama](#)
- [Fairy Tales / Folklore](#)
- [Humor](#)

Cultural Experience, Genre, and Curricular Area categories are assigned by [TeachingBooks](#) based on professional reviews, authoritative sources, and company guidelines. See [Classification Definitions](#).

Quantitative Measures

For 31 of 48 titles that have known Lexile levels, below is the low, high, and average Lexile® for the books in this list. We hope these data points, along with the crosswalk to other measures, provide insights into the variety and differentiation of this collection.

Lexile® Average: 723, Median: 710, and Range: 190 - 1180



Reading Level and Grade Band Crosswalk

Grade Band	Lexile®	ATOS	Degrees of Reading Power®	Flesch-Kincaid	Fountas & Pinnell	Reading Maturity	SourceRater
2-3	420-820	2.75-5.14	42-54	1.98-5.34	I-P	3.53-613	0.05-2.48
4-5	740-1010	4.97-7.03	52-60	4.51-7.72	O-V	5.42-7.92	0.84-5.75
6-8	925-1185	7.00-9.98	57-67	6.51-10.34	U-Z	7.04-9.57	4.11-10.66
9-10	1050-1335	9.67-12.01	62-72	8.32-12.12	Z+	8.41-10.81	9.02-13.93

[+ View all grade bands](#)

Key: Purple highlight represents average.

Source: National Governors Association for Best Practices and Council of Chief State School Officers.[1]

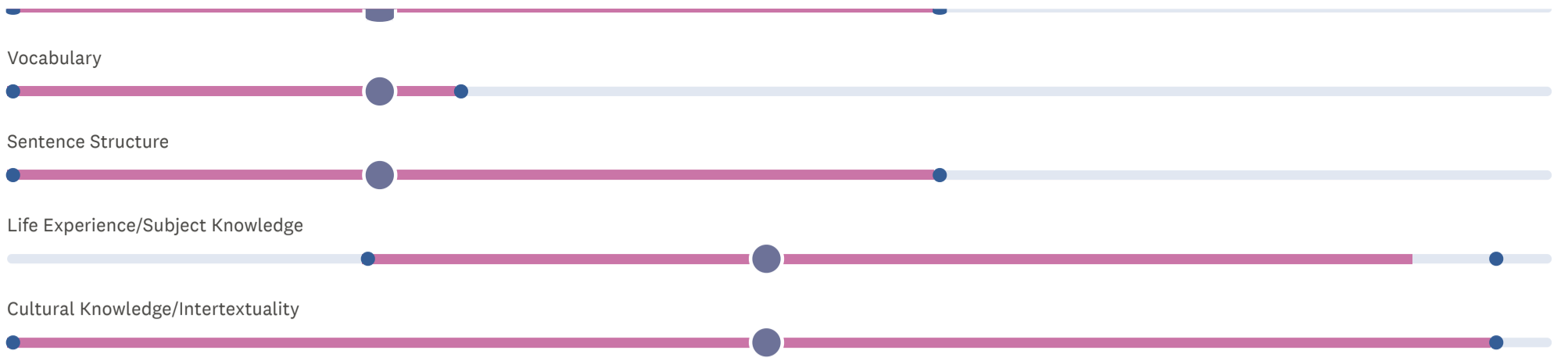
Qualitative Measures (BETA)

For 14 of 48 titles that have known qualitative measurements, this graph reveals the aggregated low, high, and average qualitative measures for the books in this list. We hope this range of information shows the variety and differentiation of this collection.

Qualitative Text Complexity Ranges

● = low and high range of submitted values ● = average of submitted values





Qualitative measures for each title are determined by crowd sourced results from professional educators who complete the [literary or informational text complexity rubrics](#). These are relatively new on TeachingBooks so only a small percentage of all the titles have currently been evaluated. [Perhaps you can help?](#)

Instructional Materials Summary

TeachingBooks has available to you [783 total resources](#) that personalize, enrich, and deepen discussions of these 48 books.

- 74 Videos
- 66 Book Readings
- 71 Lesson Plans
- Total of 783 resources

View Sample List Analysis Report

~~XX
XX
1XX
XX
2XX
XX
3XX
XX
XX~~

Questions?

Freely [contact us](#) for any support or strategies to maximize your use of this Collection Analysis Report. 216-573-6886 (Press 2) or info@TeachingBooks.net