


Teacher's Guide

Saving Lady Liberty

Author: Claudia Friddell

Illustrator: Stacy Innerst



Teaching Guide Created by Claudia Friddell

This guide may be reproduced for use in the classroom with this express written consent of Calkins Creek

Published by: Calkins Creek - Boyds Mills Press
250 Park Ave 7th Floor
New York, NY 10177

Saving Lady Liberty Scavenger Hunts

Scavenger Hunt Quest 1: Verbs

Grades: 1-3



Joseph Pulitzer: Man of Words, Man of Action!

Lady Liberty might not be standing in New York's harbor if Joseph Pulitzer hadn't put into ACTION the very first crowd funding campaign to raise money for the pedestal. Action words (verbs) are the hard-working words that drive the story forward. Open *Saving Lady Liberty* and get started on a verb hunt to fill in this acrostic. You can use the same verb more than once, but only if you have to. Good luck!

J _____
O _____
S _____
E _____
P _____
H _____

L _____
O _____
V _____
E _____
D _____

P _____
U _____
L _____
I _____
T _____
Z _____
E _____
R _____

L _____
I _____
B _____
E _____
R _____
T _____
Y _____

Answer key: join, owned, survived, searched, spend, shoveled, emptied, paying, hopped, print, understand, loved, landed, inspired, travel, tended, emptied, rally, remembered, raised, rushed, dug, donate, bullied

Saving Lady Liberty Scavenger Hunts



Scavenger Hunt Quest 2: Adjectives

Grades: 1-3

Can You Describe That?

Adjectives add important meaning to a sentence. Just think if the poet Emma Lazarus had described Lady Liberty as “A tall woman with a torch,” instead of “A mighty woman with a torch.” Explore *Saving Lady Liberty* to find the adjectives that describe these nouns. Then place the letter inside () at the beginning of each word to find a hidden phrase from Laboulaye’s quote on the back cover of the book. Good luck!

_____ _ _ _ _ () _ music box

_____ _ _ () _ _ _ _ mules

_____ _ _ _ _ () _ _ _ _ drive

_____ () _ _ _ _ _ stories

_____ _ _ _ _ _ _ _ _ () monument

_____ _ () _ _ _ _ gift

_____ _ _ _ _ _ _ _ _ () statue

_____ _ _ () _ _ _ _ crowds

_____ () _ _ _ _ eyesight

_____ _ _ _ _ _ _ () _ moves

_____ _ () _ _ _ _ copper head

_____ _ () _ _ _ manner

_____ _ _ _ _ _ _ _ _ () completion


Answer key: magical, stubborn, relentless, inspiring, magnificent, beloved, unfinished, cheering, fading, masterful, colossal, brash, triumphant: A UNITED EFFORT.

It's All in a Name

Scavenger Hunt Quest 3: Proper Nouns

Grades: 1-4

Crossword Puzzle



ACROSS

2. Thomas Edison introduced his phonograph at this event in France
6. Name of the amazing illustrator who brought Joseph Pulitzer's crowdfunding story to life in Saving Lady Liberty
7. Library is where Pulitzer taught himself to read and write in English
8. Joseph Pulitzer was furious with them when they did not agree to contribute to the pedestal fund
10. The name given to Lady Liberty by sculptor Auguste Barthold
12. The name of Emma Lazarus' poem that is
13. The name of the dog who donated \$5 and ticket money for a lecture
14. The name of Lady Liberty's home in New York's harbor when she first arrived

DOWN

1. Lady Liberty's name given to her by sculptor Auguste Barthold
3. The country where Joseph Pulitzer lived as a young boy
4. The president during the Civil War
5. The name of the German language paper that Pulitzer wrote for and later owned
9. The name of Joseph Pulitzer's yacht
11. Joseph Pulitzer crossed the Atlantic at seventeen to fight for this army

Answer Key: Hungary, Lincoln, Union, Mercantile, Paris World's Fair, Liberty Enlightening the World, Bedloe's Island, The New Colossus, Congress, Cio, Stacy Innerst, the Westliche Post, Liberty.

Saving Lady Liberty Scavenger Hunts

Scavenger Hunt Quest 4: Definitions

Grades 2-5

Book Parts

Review the parts of a book to help unscramble these words. Match the words with the clues below that tell you where to find them in *Saving Lady Liberty*.

detraorfw

eltit gpea

etjkac afpl

owagectknsledmn

vroce

igbohiblyrap

dnerpaspe

otcdendiai

1. _____ Pulitzer surveys a free land from a torch in hand.
(The decorated protection for the book)
2. _____ Fill in the blank with expert thanks.
(Where author and illustrator give thanks to those who contributed to the book)
3. _____ Can you find “an everlasting beacon of freedom”
peeking from a crate?
(A short description of book is on this folded portion of book jacket)
4. _____ Foggy and faint a grand celebration in muted paint.
(Decorative papers glued to insides of cover and first and last free pages)
5. _____ Now Pulitzer makes his case, from a monumental
base.
(Here you will find the book title, subtitle, author, publisher, and edition)
6. _____ After this you will find, fast facts and timelines.
(Look at the end of story for concluding comments from the author)
7. _____ Nods of admiration for creative inspiration.
(A tribute to those who inspired the author and illustrator)
8. _____ Follow the course and consider the source.
(Here you will find an alphabetized list of references)

Saving Lady Liberty Scavenger Hunts

Scavenger Hunt Quest 5: Newspaper Terms

Grades 2-5

EXTRA! EXTRA!

Learn all about Newspaper terms



NEWSPAPER TERMS

The parts of a newspaper are similar to parts of a book. Find the newspaper terms hidden in the puzzle and then match them with their meanings below.

Definitions:

CAPTION: Also called a cutline, this text explains a photograph's content.


EDITORIAL: An article in a newspaper that gives the editor's opinion.

FONT: A particular design style for a collection of characters.

HEADLINE: The title of a newspaper story, usually in larger, darker font.

MASTHEAD: The banner design across top of front page of newspaper.


LETTERPRESS BLOCKS: Individual blocks of characters to be pressed with ink on paper to form words for newspapers.



1. _____ Together these spell the words of the book title on the cover.
2. _____ Read this to find where the head of Lady Liberty is on display for visitors.
3. _____ Pulitzer writes a scathing article in his own newspaper using the words "a burning disgrace."
4. _____ Pulitzer put Lady Liberty "smack dab" in the middle of this central spot on the front page of The World newspaper.
5. _____ The question, *What Shall Be Done with the Great Bartholdi Statue?* stands out on the page and makes you want to read what follows!
6. _____ Changing the style and size of the letters sure catches the reader's attention.

Answer Key: letterpress blocks, caption, editorial, masthead, headline, font

Saving Lady Liberty Scavenger Hunts



Scavenger Hunt Quest 6: Compound Words

Grades 1-3

When you match the right combination of two words together, they have a whole new meaning.

Can you find these compound words in *Saving Lady Liberty*?

Choose three of these words to write a sentence about a scene in the book.

_____ eye	_____ board
_____ master	_____ ship
_____ country	_____ paper
_____ under	_____ pots
_____ mast	_____ ball
_____ jack	_____ field
_____ home	_____ sight
_____ chess	_____ coming
_____ battle	_____ head
_____ along	_____ men
_____ news	_____ side
_____ gate	_____ stand
_____ friend	_____ way
_____ base	_____ piece

Sentence: _____

Answer Key: eyesight, masterpiece, countrymen, understand, masthead, jackpots, homecoming, chessboard, battlefield, alongside, newspaper, gateway, friendship, baseball

Saving Lady Liberty Scavenger Hunts

Scavenger Hunt Quest 7: Numbers and Math Word Problems

Grades 2 and up

Number Scavenger Hunt and Math Puzzle

Find the numbers inside *Saving Lady Liberty* that answer these questions and then see if you can find them hidden inside the puzzle below.

```

9 8 9 3 0 1 5 1
1 2 0 0 0 0 7 4
5 1 4 5 6 2 3 9
9 4 5 9 4 0 8 1
6 1 1 3 5 0 1 3
5 7 8 7 6 0 0 2
7 9 4 7 2 4 2 1
  
```

- 1.) _____ How many people donated to the pedestal fund?
- 2.) _____ How much did the 1st crowdfunding campaign raise?
- 3.) _____ How many million immigrants entered America through New York Harbor between 1886-1920?
- 4.) _____ How many French artisans built Lady Liberty in Paris?
- 5.) _____ Lady Liberty is made up of how many horizontal sections?
- 6.) _____ The first model of the statue was how many feet tall?
- 7.) _____ How many feet high is the statue?
- 8.) _____ How many pieces of the statue were packed and shipped?
- 9.) _____ In how many crates were these pieces packed?
- 10.) _____ How many feet high are the statue and pedestal combined?
- 11.) _____ When Lady Liberty was used as a lighthouse, how many miles out to sea could her light shine?
- 12.) _____ How many rays are set in Lady Liberty's crown?
- 13.) _____ How many steps are inside of the monument?

1. 120,000 people 2. \$102,000 3. 14 (million) 4. 600 artisans 5. 8 sections 6. 4 ft. tall 7. 151 ft. tall 8. 350 pieces 9. 214 crates 10. 305 ft. tall 11. 24 miles 12. 7 rays 13. 377 steps

Saving Lady Liberty Scavenger Hunts

Scavenger Hunt Quest 7: Numbers and Math Word Problems cont.

Grades 2 and up

Math Word Problems

Use the numbers from your scavenger hunt to solve the following word problems.

- 1.) Find the number of artists who built the statue in France _____
- 2.) Subtract – the number of crates packed _____

Sum: _____
- 3.) Now add + the number of millions of immigrants to enter New York Harbor between 1886-1920. _____

Total: _____
- 4.) What is the square root of this number? _____
5.) Subtract the amount of \$ raised in pedestal fund
From the # of people who donated = _____
- 6.) Divide that # by the # of artists who built
the statue in Paris. = _____
- 7.) Multiply that # by the # of horizontal sections in statue = _____
- 8.) Add that # to # of statue pieces that were packed in crates = _____

Saving Lady Liberty Scavenger Hunts

Scavenger Hunt Quest 8: Word Search

Grades 1 and up



Nickname Hunt

Lady Liberty had a lot of nicknames! *Liberty Enlightening the World* is her official name, and the *Statue of Liberty* is what she is most commonly called.

Can you find the list of nicknames for Lady Liberty in the Back Matter?

Now see if you can find some of her other nicknames hiding in the puzzle below!

E R O B R A H E H T F O Y D A L X T Z M A G A
M Q M W Z G R E E N G O D D E S S X R V P U M
B H A U N T L I B E R T Y U V X Y K N M P F E
R I M O T H E R O F E X I L E S L A T Z V Q R
F T L L A D Y O N A P E D E S T A L O V K M I
S H F W S M T R Z T G P W W L U Z Q A K X J C
R A L W V M B G I A N T G O D D E S S S Z V A
L N D C T U N S I N W T D Y M Y K O I K O G S
U V P L A T J K U I B A C O A E W Q J Y M Z F
C X J I G B E O C I Q I V C S D N E E W L R R
I C A M E R I C A S G R E A T L A D Y D W Y E
S E M A D E D N A R G B L A L S B G N F I M E
I L R L A D Y W I T H A T O R C H L L F P Z D
Y J R L A G S Y D O B Y R E V E O T U W R Q O
R H R E T H G U A D S I D L O H T R A B X E M
Q Y R L L A D Y H I G H E R U P V Y E Z E A I

AMERICA'S FREEDOM
AMERICA'S GREAT LADY
AUNT LIBERTY
BARTHOLDI'S DAUGHTER
EVERYBODY'S GAL

GRANDE DAME
GREEN GODDESS
LADY HIGHER UP
LADY OF THE HARBOR
LADY ON A PEDESTAL

MOTHER OF EXILES
LADY WITH A TORCH
GIANT GODDESS

Saving Lady Liberty Scavenger Hunts



Scavenger Hunt Quest 9: Photos/Research

Grades 4 and up

Photo Hunt & Research

There are often photos in the back matter of a nonfiction book. Check out the photos at the back of *Saving Lady Liberty* to answer the following questions. Add bullets and a different font to set the questions below apart from the directions.



There are hundreds of photos of the Statue of Liberty and Joseph Pulitzer. Why do you think these photos were chosen for the back matter of *Saving Lady Liberty*?



Which photo interests you the most and why?



Which photos do you think may have inspired Stacy Innerst's illustrations?



Explore the internet for old photos of Lady Liberty and write your own caption for your favorite.

Researching more about a topic is like digging for treasure. Once you research the following topics, share your nuggets with your classmates.



Find the page....



Research the poem, *The New Colossus*, ...



Research the journeys...



Research Richard Morris Hunt, the architect of Lady Liberty's pedestal



Research Alexandre-Gustave Eiffel, the engineer who designed Lady Liberty's spine, the structural backbone of the statue. Yes, he is the designer of the Eiffel Tower!



Not only did immigrants contribute to raising the funds for the pedestal—immigrants actually raised the pedestal! Research

Saving Lady Liberty Scavenger Hunts







Scavenger Hunt Quest 10: Newspaper Skills

Grades 3-6



What's the News?

After reading *Lady Liberty*, put on your newspaper reporter hat and choose one of these activities:

-  In *Saving Lady Liberty*, Joseph Pulitzer writes an article in his newspaper, **THE WORLD**, scolding New Yorkers for not contributing to the pedestal fund for the *Statue of Liberty*.
Write your own article about the importance of the Statue of Liberty.
-  One of the ways Pulitzer made newspapers more enjoyable for his readers was to include comics and puzzles. Using words and facts you've learned from *Saving Lady Liberty*, create your own crossword puzzle.
-  Find and read archived newspaper articles about the inauguration ceremony for the unveiling of the *Statue of Liberty* on October 28, 1886. Report on the parade, the speeches, the crowds, and the weather.
-  Read the obituaries for Joseph Pulitzer and then write your own obituary for him.
-  Based on what you've learned in *Saving Lady Liberty*, draw your own newspaper cartoon.
-  Imagine yourself as a child who wants to send in a donation for the pedestal fund. Write a letter to Pulitzer describing how you raised your money and why you want to contribute.

Saving Lady Liberty Scavenger Hunts

Scavenger Hunt Quest 11: Biography/Public Speaking

Grades 3-6

Saving Lady Liberty's Wax Museum

- 1.) Choose a character from *Saving Lady Liberty* who interests you.
- 2.) Research your character and write a one minute script in first person telling about your character's life and connection with this story.
- 3.) Memorize your script and create a costume for your character.
- 4.) For virtual wax museum, each student should stand still, dressed in character looking at screen. When an individual is signaled (the sound of a token dropping in a cup or a bell ringing?), the character will come to life and recite their script. When finished, the character stands as still as a mannequin and watches the others take their turns.



Saving Lady Liberty Scavenger Hunts

Scavenger Hunt Quest 12: Science/Inventions

Grades 3-6

Inventions of the 1878 Paris World's Fair

- World's Fairs or "Expositions" often showcased the latest inventions from around the world. Research the 1878 *Exposition Universelle* in Paris where Pulitzer saw Lady Liberty's head for the first time. With photos and props, pretend you are the inventor and give a short presentation introducing an invention from this World's Fair.
- Research the 1878 World's Fair in Paris and write about some of the other exhibits besides inventions.
- Imagine you are Joseph Pulitzer, looking up into Lady Liberty's eyes for the first time. Remembering his journey as an immigrant, write a paragraph describing what he might have been thinking and feeling when he first saw the head of the Statue of Liberty.






Saving Lady Liberty Scavenger Hunts

Scavenger Hunt Quest 13: Creative Expression/Performance

Grades 1-6

Creative Inspiration



-  Write a song, skit, or poem inspired by the journeys of Lady Liberty or Joseph Pulitzer
-  Draw or paint your own cover or interior illustration
-  Using materials around your home (foil, fabric, cardboard, etc. make your own sculpture of Lady Liberty. Don't forget her pedestal!
