


# Activity Kit



## GEMINA

### The Crooked-Neck Giraffe

By Karen B. Winnick



**G**EMINA STOOD OUT from the other giraffes at the Santa Barbara Zoo. She had a very crooked neck and was famous for being different.

Everyone who saw Gemina wondered if she was all right. Did her neck hurt? As months passed, Gemina's neck leaned more and more to the side, but it never seemed to bother her. Gemina didn't let her difference stop her from doing anything the other giraffes did. She became the most famous resident of the Santa Barbara Zoo. She had many fans and touched many lives. Everyone loved Gemina!

Told with affection and illustrated with oil paintings, *Gemina: The Crooked-Neck Giraffe* is Gemina's true story and a celebration of the life of this very special giraffe. All of the author's proceeds from the sale of the book go directly to supporting animals at the Santa Barbara Zoo.


[karenbwinnick.com](http://karenbwinnick.com)

[sbzoostore.org](http://sbzoostore.org)




# Draw Gemina

Gemina was different from the other giraffes because of her crooked neck, but they treated her just like any other giraffe in the herd. Children who visited Gemina in the Santa Barbara Zoo loved to send her cards and drawings. Draw a picture of Gemina in the frame below.



# Gemina Headband

Print this page on card stock using a color printer. Cut out the pieces below and tape together as instructed to create your Gemina headband!



Cut out the two long rectangles and color them.  
Tape the short ends together to create a circle.  
This will be your headband base. Then cut out Gemina.  
Tape her to the center of your headband base.  
Wear your Gemina headband with pride!