



Dear Friends,

Are you ready to go batty for books?

Enclosed in this event kit for Brian Lies' *Bats at the Library* (Houghton Mifflin; August 2008), you'll find everything you need to put together a truly spectacular event that will take you and your patrons "bat to the basics" of simply celebrating books!

Enclosed you'll find a helpful sheet of tips for creating a special scavenger hunt, put together by the staff of the Duxbury Free Library in Duxbury, MA, which served as a source of inspiration for Brian in writing and illustrating the book.

Also included:

A sample Batty Scavenger Hunt worksheet for patrons

Scavenger hunt markers in various sizes and shapes

A list of books referenced in *Bats at the Library*

A 3D "Fold a Bat" coloring sheet template

A *Bats at the Library* Word Find

A "Batty for Books" crossword puzzle

A *Bats at the Library* poster

Bats at the Library window clings for creating a one-of-a-kind window display

This *Bats at the Library* event kit will not only provide a day of fun for your customers and patrons, but will encourage them to discover the magic of books with these lovable, literary bats.

We hope that you enjoy this event kit. Thank you for your enthusiasm and support for Brian Lies and *Bats at the Library*!



Children's Book Promotions
Houghton Mifflin Harcourt
222 Berkeley Street
Boston, MA 02116
<http://www.hmco.com>

Go Batty with an Indoor Family Scavenger Hunt

Created by the staff of the Duxbury Free Library

This program can be easily adapted to any size space and any area of the library or store. It's designed for families but can be tailored for just younger children with parents or older children without parents.

This is not a traditional scavenger hunt.

- Participants do not take the item they are seeking. Each family gets a sheet that lists the number of bats to be found. The adult in the group acts as the recorder and briefly notes the item's location. (See sample sheet)
- All items are in plain view. Participants are told that they don't have to move anything, they just have to use their eyes. Some of the objects are located up high so the adults can see them; others are placed low or middle height to accommodate the various ages of the children.
- This hunt is not a race. Participants don't have to finish the entire hunt. Staff can give clues when participants get stuck. All children who participate should receive some small prize (bookmark, pencil, etc.) when the family sheet is turned in.

Designing Your Scavenger Hunt

Materials needed: pencils, list for each family, small prize for each child, answer sheet for staff

1. What part of the library or store will you use for the hunt: all or part of the children's area? Some of the adult areas? (This can work if you set the ground rules very clearly to the families and you have cooperative coworkers.)
2. Decide how many bats you are going to hide. Make copies and cut out the bat silhouettes. The larger size is good for younger children to locate, the smaller size will be more challenging for older children and adults. Put a small sticker on each bat and number them.
3. Create the scavenger hunt sheet. See sample sheet for ideas.
4. On the day of the hunt, hide the bats in plain view and note their location on your scavenger hunt answer sheet. Staff can use the sheet to give clues. At least some of the items should be placed in tricky locations so parents and older siblings have a challenge too.
5. The list can be constructed so easier items are first, more challenging ones toward the end so families can adjust what they complete according to their children's ages.
6. When families turn in their sheet, you'll have an attendance count for the program.

Going Batty Family Scavenger Hunt Sample Sheet

Created by the staff of the Duxbury Free Library

Family Name: _____ **How many in your group?** _____

Directions: Bats have hidden themselves all over the children's department. Can you find them? Each bat is numbered. You do not have to move anything to find one.

When you find a bat, **do not take it** but note its location (i.e. "on the table leg", "near the snake books"). Ask for a clue if you get stuck!

Turn in this sheet at the desk when you're done for a special little prize.

Bats with * are tricky about where they are hiding!

Bat #1 _____

Bat #2 _____

Bat #3 _____

Bat #4 _____

Bat #5 _____

Bat #6 _____

Bat #7 likes to read books with the number 599.4. He's with the _____ books.

Bat #8 loves to rhyme and reads books with the number 811. He's with the _____ books.




*Bat #9 _____

*Bat #10 _____


*Bat #11 _____

*Bat # 12 _____

Bats at the Library Scavenger Hunt Markers



Bats at the Library Scavenger Hunt Markers



A List of Books Referenced in *Bats at the Library*

During the reading you may want to point out the various children's book classics that Brian paid homage to in the book.

Similarly, you might want to use these books in the scavenger hunt, and place bats at their various locations throughout the library or store.

Drummer Hoff by Barbara Emberley, illustrated by Ed Emberley

Pippi Longstocking, by Astrid Lindgren

Dreams of a Rarebit Fiend, a collection of cartoons by Winsor McKay

1,001 Nights, (traditional)

The Wonderful Wizard of Oz, by L. Frank Baum

Make Way for Ducklings, by Robert McCloskey

Treasure Island, by Robert Louis Stevenson

Goodnight Moon, by Margaret Wise Brown

Sword in the Stone, by T. H. White

The Hobbit, by J. R. R. Tolkien

Little Red Riding Hood (traditional)

Alice in Wonderland, by Lewis Carroll

Winnie the Pooh, by A. A. Milne

The Tale of Peter Rabbit, by Beatrix Potter


Wind in the Willows, by Kenneth Graham

Fold-a-Bat



What is your favorite book? Cut out this bat, color it, then write the title of the book on the outside of this bat's book. Follow the instructions on the inside of the bat's book, then hang it, either upside down or right side up, with its friends.

It's story time for everyone!



Bats at the Library Word Find


The bats are having a wonderful night at the library.
This puzzle contains words or things you might find
in the book, or at your own library.

T D H V D M K N O U N N P U D K J A I Z Z L
Y F P U B B P W J O H G D T B O D A O Y P K
M J W K J S I E B K I E N S P T I A K S A E
Y W O Q J Q H O T O M P G D Y A S S R O S I
D I M U N C H Y G I O S V N J Z T T L E W P
J N G C Y G R Q T R H K U O S N A D W M O J
X D H D Q I E Y R C A D S D V C N U W N O H
F O Q V E A R J S O D P W F H F T P M S P P
E W H D U O V D V P Z C H U S H O L I C E E
X D Q K T W P E L I O P W Y B S R I D O D N
P E T S A Y C C C E O M M F T F K C X E E D
H B J U L F C G A R H K Y A L A M A F U S S
I E L S A D J E F A I Q B S V U Z T J N L S
S M I V M T D C O X A U M M T R T E S I O R
T C B C P A S H U E A J A R O E O T Q V V U
O O R P R B K G N Z M A X T M U R D E E D Z
R A A N X M V G T F V L C C C D A Y X R R V
Y X R L I D F Z A K R E D O D E D U F S O X
Q P I E Q G F L I G J V F Y R E Y I X E C K
N J A W W F H G N O D U S A W R W L S U K A
B J N P O D C T R I Z L G Y Y U L E H M E S
Z S V K B I U P I Q G Z R Z L I A X Y P T Y

biography history books bats mystery Dewey projector DVD
fountain ajar window universe lamp flutter duplicate rocket
swooped munchy storytime night distant coax read copier
librarian

Batty for Books!

If you've read *Bats at the Library*, you should be able to figure out this puzzle!



Across

1. These bats love to splash around in a _____.
5. A bat uses its _____ to fly.
6. Batty for _____!
10. Use your _____ to come up with a creative, new idea.
11. Good students do it every day.
14. Find books using the _____ Decimal System.
15. Careful study of a subject is called _____.
16. A _____ story is one that is made up.
18. The bats use a _____ to duplicate themselves.
20. One of the most common bats in the U.S. is the little _____ bat.
21. The bats turn on a _____ so they can see their books.

Down

2. Books encourage people to do this.
3. A story about a person's life is called a _____.
4. Benjamin Franklin started the first public _____ in America.
7. Books are kept on _____.
8. It's bat _____ at the library!
9. The bats send e-mail using the _____.
12. Look up meanings of words in a _____.
13. One of these left a library window open.
17. You need a library _____ to check out books.
19. A baby bat is called a _____.