


# AN UNIMAGINARY PARTY KIT!

Celebrate imaginary friends with this fun activity kit!



## ★ THE ADVENTURES OF ★ BEEKLE The Unimaginary Friend

Dan Santat



Sometimes  
the best friends  
lie just  
beyond our  
imagination.

**ON ONE VERY SPECIAL,** very beautiful day, an imaginary friend—who will one day be named Beekle—is born on an island far away. There, he and other imaginary friends play every day, and each night, they sit beneath the stars, hoping and waiting for their turn to be picked and imagined by a real child and be given a special name. For Beekle, it seems like it's just never his turn. Tired of waiting, he does the unimaginable—he sets off on an epic journey to look for his special friend. But when he's just about to give up, he meets a shy, bookish girl named Alice, and gradually, they discover that they are perfect for each other. Beekle and Alice embark on adventures of their own, and soon, Alice develops the courage to seek out real (and imaginary) new friends.

*New York Times* bestselling illustrator Dan Santat's artistic and storytelling talents take center stage in this humorous and thoughtful tribute to friendship and imagination, culminating in an unforgettable story about finding your perfect half.



LITTLE, BROWN AND COMPANY  
BOOKS FOR YOUNG READERS

[www.dantat.com](http://www.dantat.com) [www.lb-kids.com](http://www.lb-kids.com)

## Dear Booksellers, Educators, Librarians, and Parents:

There's nothing quite like a child's imagination. Who among us didn't have an imaginary playmate to while away the hours with when we were young? Author/illustrator Dan Santat captures the magic of imaginary friends in his adorable book *The Adventures of Beekle: The Unimaginary Friend*. Through Beekle, shy Alice discovers the best part of friendship and is able to move beyond the imaginary to make friends in the real world.

The activities in this kit will help you to celebrate imaginary friends, and imagination in general, with the children in your lives. You'll find discussion questions for story hour, activities, name tags, and fun handouts for your own *Beekle*-inspired gathering.

Enjoy, and dream big!

Your unimaginary friends at Little, Brown Books for Young Readers

# DISCUSSION QUESTIONS

Use the questions below to lead a discussion about *The Adventures of Beekle: The Unimaginary Friend*.

- ★ In the story, imaginary friends are born on a very special island. Why do you think the imaginary friends all look so different from one another?
- ★ Do you have an imaginary friend? Do you think your friend came from this island and was waiting for you to imagine him or her?
- ★ Beekle got tired of waiting for his friend, so he left the island and went to look for her. What do you think his journey was like? What scary things did he face? What gave him courage?
- ★ Why would the playground be a good place to look for his friend?
- ★ When Beekle first meets Alice, she has a pencil tucked behind her ear. What does the pencil tell you about Alice and what she likes to do?
- ★ When Beekle and Alice first meet each other, they're not sure what to do. Neither of them had made a friend before. How do you make friends with someone new?
- ★ What kinds of adventures do you think Beekle and Alice have together?
- ★ How does having a friend like Beekle give Alice the courage to make other new friends, both real and imaginary?



# ACTIVITIES

Throw an Unimaginary Friends Party using the ideas below to get started!



At your Unimaginary Friends party, invite the kids to fill out a name tag (worksheet follows). If you're working with a group of children who know each other and are known to the leader, have each child put the name of his/her imaginary friend on the name tag. If the children are not familiar with each other or the leader (such as in a bookstore), use the name tags to identify each child. Start the party by reading *The Adventures of Beekle: The Unimaginary Friend* aloud to the group.



Some children might not yet have an imaginary friend. Help kick start their imaginations by helping them develop a look for their friend. Ask a series of descriptive questions: What color is your friend? Does your friend have stripes? Polka dots? Zig zags? How many arms and legs does he/she have? How many eyes? Does he/she have a tail? Does your friend have any special accessories? A crown, like Beekle? A bow tie? A hair ribbon? A paint brush? Once kids can picture their friends clearly in their minds, invite them to draw a picture of him or her and list three things they like to do together (worksheet follows).




Play a game of Beekle Says at your Unimaginary Friends party. As in Simon Says, give commands in Beekle's name: "Beekle says put your hands in the air;" "Beekle says touch your toes;" "Beekle says bark like a dog." Randomly give a command without the "Beekle says" preface. If kids perform the action without "Beekle says" preceding it, they sit down.



When people meet each other for the first time, they often shake hands. Practice shaking hands with everyone at the party. Tell the kids that when they shake hands, they should be sure to make eye contact and say "hello" to the person they're greeting! (Be sure to sanitize hands after this activity!)




Make a crown like Beekle's! Print the final page of this kit on white paper or card stock using a color printer and give one sheet to each child. Invite kids to color on their crown with markers and to attach sequins or other embellishments. Cut each sheet in half along the zig zag line and tape the two segments together on the shorter sides to make a crown to wear.



# NAME TAGS

Print this page on Avery 5160 labels using a color printer.



# DRAW YOUR IMAGINARY FRIEND

What does your imaginary friend look like? Draw a picture of him or her in the space below. Then list three things you and your friend like to do together.




1. \_\_\_\_\_
2. \_\_\_\_\_
3. \_\_\_\_\_




# FRIEND MATCHING

Imaginary friends are fun because they like to do everything you like to do! Look at the kids below and draw a line to each one's imaginary friend. What do they like to do together? (Hint! Each friend below is holding or wearing something. Which objects go together?)



# HELP BEEKLE FIND ALICE

Beekle searches long and hard for his special friend. Can you find the path that leads Beekle to Alice?





# BEEKLE CROWN

