

Papá and Me

By Arthur Dorros
Illustrated by Rudy
Gutierrez

Summary:

Language can be both spoken as well as being shown between two people. In the story *Papá and Me* a young boy and his father speak

Spanish and English with each other. Through their adventures and bonding, the father and son speak and share the language of love.

Published in 2008- an imprint of Harper Collins Publishers

Ages: 4-8

Content Topics:
Family, Parents,
Hispanic & Latino,
People & Places, Love

Awards Won!

- Pura Belpré Illustrator Honor Book
- ALA Notable Children's Book

About the Author!

Arthur Dorros



Author Dorros is the author of numerous children's books! He is inspired to create a story from ideas all around his life and his experiences. Before living in Seattle, Washington, he took in the culture from living in Latin America. While he lived there he learned Spanish and was sparked to write books based on those experiences.


To find out more visit his personal website at <http://www.arthurdorros.com/>

About the Illustrator!

Rudy Gutierrez

Rudy Gutierrez's illustrations in this book were drawn with the memories of his father in mind. He grew up spending many days making childhood memories with his father, as portrayed through his illustrations. Today, Rudy Gutierrez teaches at the Pratt Institute and lives in Bogota, New Jersey. He has received the Gold Medal from the Society of Illustrators as well as being asked by music artists, such as Santana, to design their CD covers.

To find out more visit his personal website at <http://www.rudygutierrez.net/>



Vocabulary Words!

Below are Spanish vocabulary words that are used in this bilingual book. While reading, ask students to look at the pictures to try to determine the meaning of these words

- ❖ Buenos días- good morning
- ❖ cantemos- we sing
- ❖ sabroso- tasty
- ❖ la mano- hand
- ❖ agua- water
- ❖ alto- high
- ❖ cuidado- be careful
- ❖ mira- look
- ❖ águila- eagle
- ❖ la cara- face
- ❖ no ahora- not now
- ❖ ganador- winner
- ❖ abrazos- hug

Discussion Questions

- ❖ What are some things that you and your father like to do together?
- ❖ What is your favorite memory with your father?
- ❖ What is the role of a parent?
- ❖ How can we show our family members that we love them?
- ❖ What does it mean to be bilingual? What do you think it means for a book to be bilingual?
- ❖ If you were to write a book about an adventure you have with a parent or family member, which time in your life would you choose?
- ❖ Why do family members pass stories and memories from one generation to another?
- ❖ Look at the cover, make a prediction on what you think the story will be about?
- ❖ In the story the narrator says "I can do some things better than Papá, he can do some better than me." What is something that you do well? What is something that your father does well?

Classroom Activities!

- ❖ Have students write an acrostic poem using the name that they call their father (or grandfather). Each letter should stand for a word that they would be used to describe them. For example:

Proud

Affectionate

Playful


Adventurous

Students can practice their typing skills by writing them using this interactive resource by Read Write Think

<http://www.readwritethink.org/files/resources/interactives/acrostic/>

- ❖ This story teaches children about the language of love between a parent and a child. Learn the different ways to say I love you in languages from around the world. Assign a language of the day. Students can go home and tell their family members they love them in that language. Students in the class can also come and teach the class how to say I love you from their culture.

Examples:

Language	I love you
Spanish	Te quiero/ Te amo
Portuguese	Eu te amo
French	Je t'aime/ Je t'adore
Italian	Ti amo
Sign Language	

Additional languages can be found at

<http://www.journeywoman.com/lovestories/ILoveYouin100DifferentLanguages.htm>

Classroom Activities!

- ❖ Have students complete a word scavenger hunt. After learning the Spanish vocabulary words, students use magazines to create a collage of visuals to represent these words. They select images they think best shows the meaning of the vocabulary word. Next to each picture the student should write the word in Spanish and English.
- ❖ While reading the story, have students hold up a thought bubble every time they hear an activity that they do with their fathers. See the attached thought bubble.
- ❖ Have students draw a picture of their favorite memory with their father. Students can then record the story that goes along with the picture on Adobe Voice. <https://itunes.apple.com/us/app/adobe-voice-show-your-story/id852555131?mt=8>
- ❖ Have students write a story about an adventure that they shared/ or want to share with their father. In their story, students should try to incorporate Spanish vocabulary words that they have learned. Students could use MyStorybook to add visuals and have their story come to life! <https://www.mystorybook.com/>

Sources!


"Papa and Me." *Harper Collins Publishers*. Web. <<https://www.harpercollins.com/9780060581565/papa-and-me#>>.

Tinkleman, Murray. "Distinguished Educator in the Arts." *The Society of Illustrators*. Web. <<http://www.societyillustrators.org/Awards-and-Competitions/Distinguished-Educator/Past-Honorees/2005-Rudy-Gutierrez.aspx>>.

©Nicole Prasser, 2016

This guide was created as part of a graduate course at Eastern Connecticut State University under the guidance of Susannah Richards,

"To enlighten, delight, and cultivate the minds of our students."



I do that with
my dad!

