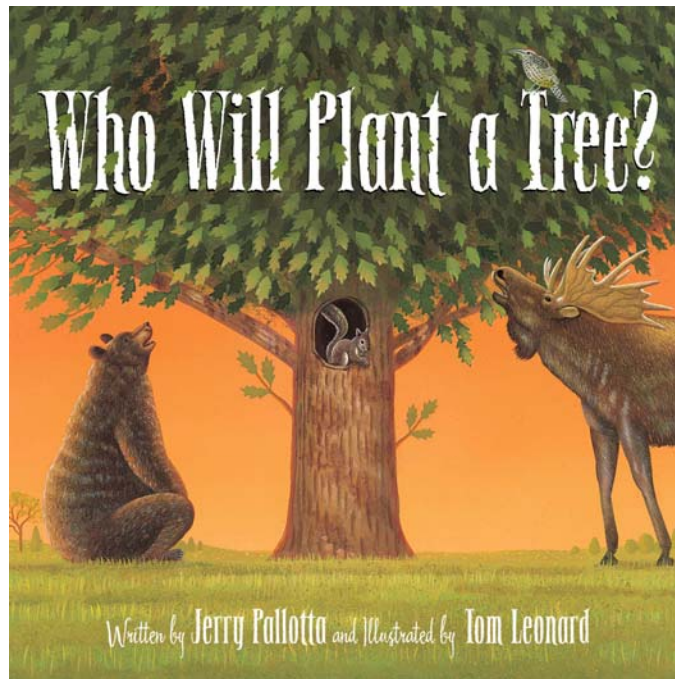


# Activity Pages



## Who Will Plant a Tree?

**Author: Jerry Pallotta**

**Illustrator: Tom Leonard**

Activities written by Jillian Hume

**This guide may be reproduced for use with this express written consent of Sleeping Bear Press**

**Published by**

**Sleeping Bear Press**

**315 E. Eisenhower Parkway, Suite 200**

**Ann Arbor, MI 48108**

**800-487-2323**

**[www.sleepingbearpress.com](http://www.sleepingbearpress.com)**

## Who Will Plant a Tree?

### Guided Reading

While reading the book *Who Will Plant a Tree?*, use this activity to help you keep track of who planted the tree, and what kind of tree they planted.

1. A squirrel planted an \_\_\_\_\_ tree.



2. A black \_\_\_\_\_ planted an apple tree.



3. A goose planted a \_\_\_\_\_ tree.

4. A \_\_\_\_\_ planted a palm tree.



5. Ants planted \_\_\_\_\_ trees.

6. A \_\_\_\_\_ planted a cherry tree.



7. A beaver planted a \_\_\_\_\_ tree.

8. A monkey planted a \_\_\_\_\_ tree.

9. A \_\_\_\_\_ planted a pear tree.

10. An owl planted an \_\_\_\_\_ tree.

11. A \_\_\_\_\_ planted seeds all over the rain forest.




12. A camel planted a \_\_\_\_\_ tree.

13. A wren planted a \_\_\_\_\_ tree.

14. After learning about trees, students went on a \_\_\_\_\_ and planted trees!


15. Did an \_\_\_\_\_ plant a tree?



# Who Will Plant a Tree?

## Animal Count

Study the pictures in the story *Who Will Plant a Tree?* and use tally marks to keep track of the objects you count as you read the story.



Bears
Geese
Dolphins
Ants
Horses
Monkey
Moose
Owl
Pacu
Camel
Wren
Elephant

1. Which animal is pictured the most in the story? \_\_\_\_\_
2. Which animal is pictured the least in the story? \_\_\_\_\_
3. What animal is pictured three times in the story? \_\_\_\_\_
4. What three animals are pictured five times in the story?  
\_\_\_\_\_

# Who Will Plant a Tree?

## Migrating Letters

In the book *Who Will Plant a Tree?*, as the geese migrate, and as wrens fly, they plant seeds. Match the uppercase letter with the lowercase letter by drawing a line between them to create what will look like a flight path.

The image features a large vertical word 'TREESE' where each letter is filled with a detailed botanical pattern. To the left and right of the word are boxes containing uppercase and lowercase letters. A line is drawn from the uppercase 'R' in the top-left box to the lowercase 'r' in the same box. The boxes are arranged as follows:

A N V E R	v a r e n	D J O H S	s o j d h
B I Q X Z	z i x q b	Y T W P L	l w y p t
C G V M F	v f m c g	K D L W C	w c d l k





## Answer Key

**Guided Reading:** 1) Oak 2) Bear 3) Chestnut 4) Dolphin 5) Pine 6) Horse 7) Maple 8) Fig 9) Moose  
10) Elm 11) Pacu 12) Date Palm 13) Juniper 14) Field Trip 15) Elephant

**Animal Count:** Bears:5 Geese:7 Dolphins:9 Ants:15 Horses:9 Monkey:5 Moose:2 Owl:2 Pacu:3  
Camel:6 Wren:5 Elephant:1 1) Ants 2) Elephant 3) Pacu 4) Bears, Monkey, Wren

**Growing a Tree:** Soil