



See the Cat!

Circle three of the descriptions below.
Then draw your own cat that matches
all three of those descriptions.


- | | | | |
|---------|---------------------|------------------|-------------------|
| big | with curly whiskers | with green spots | by a pine tree |
| orange | in the rain | wearing glasses | next to a castle |
| smiling | dancing | eating ice cream | in a boat |
| striped | with a long tail | wearing a hat | holding a balloon |



PLAYER ONE
GAME BOARD



PLAYER TWO
GAME BOARD




See the Cat!

A game for two players

based on the book by David LaRochelle and Mike Wohnoutka

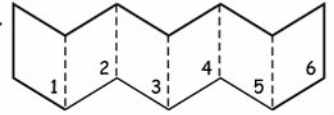
1. Color the pictures on the game pieces.
2. Cut the game pieces apart on the dotted lines. Fold each one in half and place them all in a small bowl.
3. Each player chooses a different game board.
4. On your turn, close your eyes and draw a slip of paper from the bowl. If it matches part of your picture, place it on your board and draw again. Keep drawing until you draw a piece that does not match. Put it back, then the other player takes a turn.
5. The first person to complete their game board wins!

GAME PIECES



Make Your Own Mini Book!

1. Cut out the two strips on the heavy lines.
2. Tape or glue the ends together to make one long strip.
3. Fold back and forth on the dotted lines.
4. Add your own words and color the pictures.
5. See the book that YOU made!



See the Dog and the Bear
A mini book
by _____

1

2

3

4

5

6

Tape or glue this end to the back of page 3