

MAKE YOUR OWN ROYAL BEARD


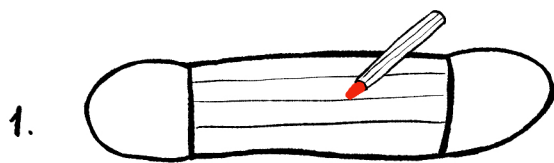
Supplies



The Making Process

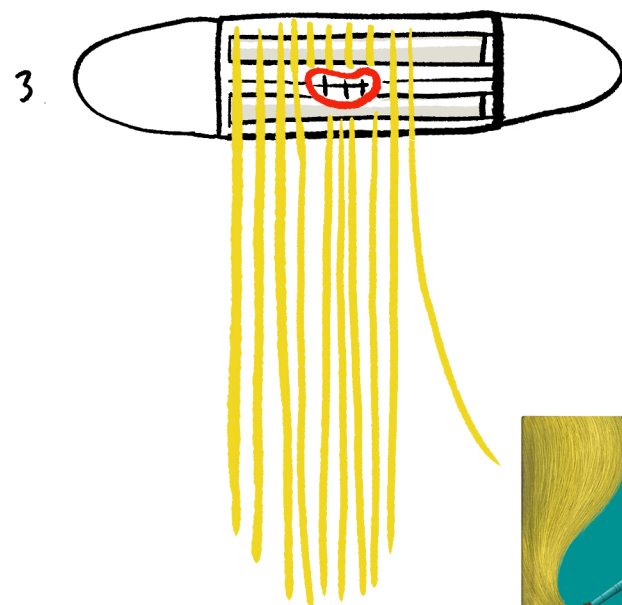
Step 1: draw the mouth directly on the mask or draw a mouth on paper, cut it out, and tape it on the mask.

Step 2: stick double-sided tape above and below the mouth.



Step 3: to make the the beard, cut wool or colored paper into long pieces.

Step 4: stick the strips of wool or paper on the double-sided tape.



minedition

ISBN 9781662650390
Distributed by Penguin Random House