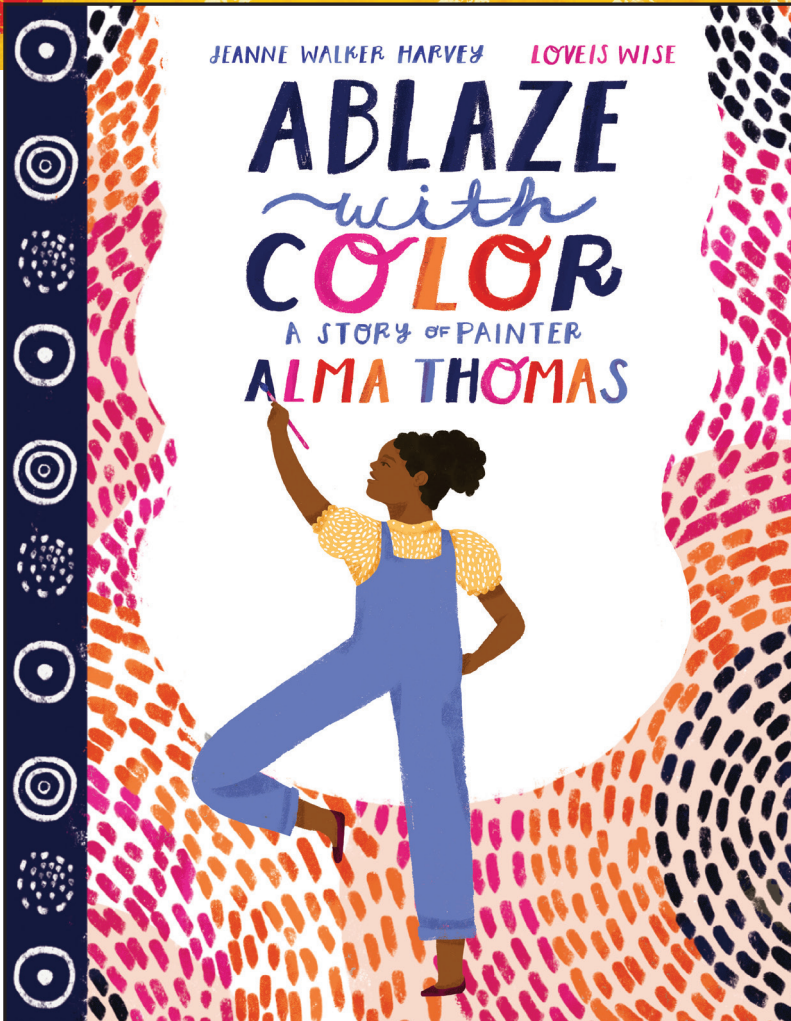


ACTIVITY KIT



978-0-06-302189-1



ABLAZE WITH COLOR

A Story of Painter
Alma Thomas

By Jeanne Walker Harvey
Illustrated by Loveis Wise

Circles and stripes.

Dashes and dabs.

Soft colors, bright colors.

Alma's colors.

AS A CHILD IN GEORGIA, Alma Thomas loved to spend time outside, soaking up the colors around her. And her parents filled their home with color and creativity despite the racial injustices they faced. After the family moved to Washington, DC, Alma shared her passion for art by teaching children. When she was almost seventy years old, she focused on her own artwork, inspired by nature and space travel.

In this stunning celebration of art and the power of imagination, Jeanne Walker Harvey and Loveis Wise tell the incredible true story of Alma Thomas, the first Black woman to have a solo exhibition at the Whitney Museum in New York City and to have her work chosen for the White House collection. With her bold and vibrant abstract paintings, Alma set the world ablaze with color.

★ "A must for art and biography shelves." —*Booklist*, starred review

"Uplifting with hope and ablaze with joyous colors!" —*Kirkus Reviews*

jeanneharvey.com loveiswise.com harpercollinschildrens.com


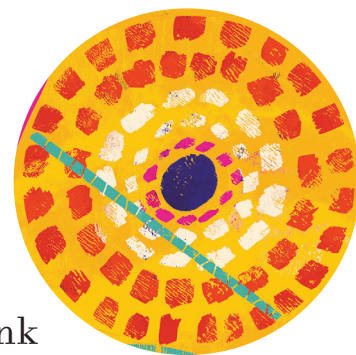
HARPER

An Imprint of HarperCollinsPublishers




COLOR COLLAGE

Alma Thomas's paintings are beautiful, colorful patterns of shapes created by brush strokes. Create your own Alma-inspired work of art by cutting the color strips below and on the following page into squares, rectangles, triangles, and any shape you can think of. Arrange your colored bits on a piece of paper in a design that is pleasing to you. Use a glue stick to adhere them in place. Display your Alma-inspired collage!








INSPIRED ARTWORK

Alma's artwork was inspired by her love of nature and dreams of space travel. What inspires you? Use colored pencils or crayons to create an abstract or realistic drawing in the frame below.



PUZZLE

Cut out the picture along the blue lines.
Mix up the squares and put the puzzle back together again.

