

## Money Pair-It Activity Guide



These four fun activities support further exploration of the texts *Saving Money* by Mary Lindeen and *Dear Dragon Goes to the Bank* by Margaret Hillert.

### Vocabulary and Phonemic Awareness

**Find the Missing Letter:** Children will practice segmenting phonemes to find the missing letter in the vocabulary words. When they're finished, they will write a sentence using at least one money-related vocabulary word.

### Recall and Sequencing

**Money Saver Sequencing:** Students will practice recall and sequencing in this cut-and-paste activity that asks them to look at the steps of a saving money and put them in order.


**K-W-L Chart:** Track your child's learning using a K-W-L chart. K-W-L stands for know, want to know, and learned. This activity can be completed individually or with a whole group.

#### • Before reading:

1. Ask children what they already know about money and record their answers in the "I know" box.
2. Next, ask children what they want to know, or wonder about money. Record their answers in the "I want to know box."

#### • After reading:

1. Fill in what children learned from the text in the "I learned" box.
2. Refer back to the "I want to know" box and see if any of their questions were answered. Any unanswered questions are a great opportunity for future learning or independent research projects!



## Money Pair-It Activity Guide



### Text-to-Life Extension

**I Can Save! Goal-Setting Sheet:** Help children understand the relevance of saving money and setting financial goals at an early age. On this goal-setting sheet, children can choose something they would like to buy and then color in the piggy bank level-by-level as they continue to save money and work toward their goal. This activity is a concrete way to show children how to set big and little goals that help them work toward what they want.

Name \_\_\_\_\_

Date \_\_\_\_\_

# MONEY WORDS

Look at the pictures below. Say what you see out loud.

What do you hear?

Add the missing letter on the blank.



ban \_




sa \_ e



p \_ g



b \_ ll



vaul \_



\_ oins

Name: \_\_\_\_\_

Date: \_\_\_\_\_

# MONEY SAVER SEQUENCING

Directions: Use what you know from the texts to show how to save money.

Cut-and-paste the boxes in the correct order from first to last!

1

2

3



Name: \_\_\_\_\_

Date: \_\_\_\_\_




# MY MONEY K-W-L CHART



I Know...

I Want to Know...

I Learned...



# Goal Sheet

I am saving for

I need: \$ \_\_\_\_\_

\$

\_\_\_\_\_

\$

\_\_\_\_\_

\$

\_\_\_\_\_

\$

\_\_\_\_\_

