

Educator Resource Guide

THE IMPOSTER

Written by Laura Bower
Illustrated by Kerisa Greene

Olive's favorite stuffed animal goes missing, then mysteriously reappears looking a little too clean, a little too fluffy and a little too . . . new. It's an *Imposter!* Now Olive must make room for more than one Mr. Snuggles in her heart or else rid The Imposter from her life for good.

Juvenile Fiction

32 Pages ~ 8.5 x 11

Grades Pre-K-3 ~ Ages 3-8

ISBN: 978-1-957655-22-2 (trade); ISBN: 978-1-957655-25-3 (eBook)

Key Concepts: Social-emotional learning (letting go, acceptance), friendship and humor.

About the author: Laura Jensen Bower lives in Westchester, New York with her husband, three kids (and their “lovies” - Puppy, Petunia and Nedburt). They have dealt with many imposters over the years! When not writing, Laura loves planning new places to travel, live theater, walking her dog, Clover, and getting lost in a new craft project.

About the illustrator: Kerisa Greene is an author-illustrator of children's books. Born and raised in Southern California, Kerisa now lives in Florida with her husband and son. She is a first-generation Asian-American who loves her grandma's cooking and always craves a big bowl of pho.

Kerisa has previously worked as a graphic designer, preschool teacher, and once spent a summer volunteering at a lion conservation center in Zimbabwe. Most of the time you can find Kerisa sketching, drawing, or crafting a new story. In her spare time, she enjoys exploring new places, trying new food, and petting every dog that walks by. Other than art and writing, her other favorite hobby is traveling. Some of her favorite trips include hiking in the rainforests of Costa Rica, walking the museums of France, and teaching English in Vietnam.

Kerisa loves to write and illustrate stories that are full of heart, humor, and whimsy. She especially loves to illustrate stories that bring a smile to children's faces and is a book that they

will want to read over and over again. She loves anything with a good pun or a cute character who you can't help but love.

Using this guide:

This educational resource guide can be used by anyone interested in sharing enthusiasm about *The Imposter* with children of all ages. If you are a teacher, librarian, home school instructor, camp counselor, or super cool parent, grandparent or guardian, this guide is for you! Feel free to adapt the suggested learning projects and activities according to your needs, interests, time, audience, and goals.

We have done our best to provide information, discussion points, and resources that may be useful for you and your learning participants. However, website content and accessibility is subject to change. Please review all suggested resources and websites prior to sharing them in your learning environment to ensure they meet with your individual standards and contain age-appropriate content for your participants.

This guide is broken down into two general categories: 1) learning opportunities (with associated activities) related to special toys and stuffed animals and losing them, and 2) learning opportunities (with associated activities) related to coping with feelings and making new friends. These are broad categories with overlaps between subjects, and each activity will vary in complexity depending on the age of the participants. Please modify as you see fit.

Suggested learning activities can be found for each category and are intended to align with appropriate Common Core, NGSS and/or National Core Arts Standards. To inquire about additional materials or if you have questions about this guide, please view our website at: www.gnomeroadpublishing.com

PART 1: SPECIAL TOYS, STUFFED ANIMALS AND HANDLING A LOSS

Learning Opportunity #1: Let's talk about our favorite toys and stuffed animals.

- *The Imposter* is all about Olive's favorite stuffed animal, Mr. Snuggles. Do you have a favorite toy, stuffed animal, blanket or special object? What makes it special? If you have a name for it, what is it?
- Do you remember all the reasons Olive loves Mr. Snuggles in the book? Are these some of the same reasons you love your stuffed animal or toy? What is it about these loveys that make them so special? (Hint: Does it have anything to do with comforting us?) Can you list all the times your loveys gave you comfort?

Suggested Activities ~

Show and Share!

- You can print one of the coloring pages provided at the end of this Resource Guide, but why color Olive's lovey when you can create a picture or model of your own? Get out your crafting supplies and put on your artist's hat. It's time to show the world what your

favorite toy, blanket, or stuffed animal looks like. If you would like, share it with other learning participants and tell us the name of your special item and a story about spending time together.

Love and Loveys!

- We've already discussed a bit about why humans love their loveys, favorite stuffed animals and blankets so much. Use the word search included at the end of this Resource Guide as a reminder of all the wonderful things that have to do with our favorite friends.

Learning Opportunity #2: Let's talk about losing a favorite toy or stuffed animal.

- When Olive loses Mr. Snuggles, how did she feel? Have you ever lost your lovey, toy or blanket and felt this way, too? What were some of the emotions you had or would expect to have if it happened to you now?
- Fortunately, Olive finds Mr. Snuggles again. But first, she finds The Imposter and believes it to be the real Mr. Snuggles. When she finds out he isn't Mr. Snuggles, how does she feel? How does she treat The Imposter after that?
- What do you think about Olive's treatment of The Imposter after finding out he wasn't the real Mr. Snuggles? Would you act the same or different?
- When Olive finds the real Mr. Snuggles, she doesn't include The Imposter in her activities anymore. But something didn't feel quite right. What do you think Olive was feeling? Have you ever experienced a feeling like that?

Suggested Activities ~

Planning for Emergencies

- It might feel bad if what happened to Olive happened to you. If it did, how do you think you would react? What are some things you can do to try and prevent losing your lovey, special blanket or toy? What can you do if it goes missing? Use the worksheet found in this Resource Guide to draw a picture of you following some of our helpful ideas.

Gracious Giving!

- Some kids are fortunate to have one or more loveys. That isn't true for everyone. Some kids might be waiting for the right stuffed animal, blanket or toy to arrive. Do you have some extras on hand that you could donate to organizations that help bring kids and loveys together? Ask a parent or caregiver to help you – or work as a class or group to round up donations. And remember, by donating, you gain something, too – the joy of giving to others.

PART II: FEELINGS AND FRIENDSHIP

Learning Opportunity: Let's Talk About Feelings and Friendship

- In *The Imposter*, Olive experiences a wide range of feelings throughout the story. Can you identify some of those from the pages in the book?

- Even though Olive is upset when she finds out about The Imposter, she ends up making a new friend. What do you think changed Olive’s mind and her heart? What do you think makes for a good friend?

Suggested Activities ~

Identify and Show Your Feelings!

- The feelings Olive has throughout the book are all completely natural. The illustrator took great care to match Olive’s facial expressions with the feelings she had at each moment. Using the matching sheet provided with this Resource Guide, draw a line from the word that describes Olive’s expression to the actual picture of Olive in that moment.

How to Make a Friend!

- Just like Olive, we all have the ability to make a new friend and include them in our relationships with old friends. Let’s make a list of ways to make a new friend. You can use the handout provided with this Resource Guide by writing or drawing your list. When you are done, share your ideas or role play a scene where you make a new friend with others learning participants.

Friends Forever!

- Just like Olive, there are people in your life that are there to help you through tough times. Using the printout provided with this Resource Guide, list or draw the people you rely on the most. If you have time, write them a thank you letter and tell them something you love about them!

We have also included a fun maze, silly word game, and coloring sheets in this Resource Guide. Please feel free to use those as you see fit!

Websites~

For Picture Books:

[Picture Books About Comfort Objects](#)

[Blankies and Other Favorite Things](#)

[For Little Ones Who Love Their Blankies](#)

For Making Friends:

[How To Help Your Child Make Friends](#)

[How Kids Make And Keep Friends](#)

https://www.youtube.com/watch?v=Q0F3j-sAg_U



THE IMPOSTER

Word Search



S O J T C E F R E P
C H L M A R S H A R
E W A F R I E N D U
B I D R G T C A L M
E L E B E Y O T S E
N O A I S Y M L R H
T V T N O T F E A A
U E I K K L O V E P
M Y O Y M E R R I P
R E A L U D T R N Y

lovey
binky
blanket
perfect

toy
friend
love

comfort
happy
calm
share





THE IMPOSTER

Word Search



lovey
binky
blanket
perfect

toy
friend
love

comfort
happy
calm
share






OUR PORTRAIT



FRIENDS FOREVER!



Write about and draw your friends.



Four sets of horizontal lines for writing, each consisting of a solid top line, a dashed middle line, and a solid bottom line.

Two sets of horizontal lines for writing, each consisting of a solid top line, a dashed middle line, and a solid bottom line.

Four sets of horizontal lines for writing, each consisting of a solid top line, a dashed middle line, and a solid bottom line.



Four sets of horizontal lines for writing, each consisting of a solid top line, a dashed middle line, and a solid bottom line.

If you have time, write these people a thank you letter and tell them something you love about them.

DON'T LOSE YOUR LOVEY



Draw a picture next to each helpful tip to help you remember them.

1. Put lovey in the same place when go to school and at night.

2. Do a mental check before leaving a place to ask yourself if you brought the lovey with you.



3. If you can't find your lovey, retrace your steps.



4. Calmly ask for help if you can't find your lovey.

5. Check places that are hard to see.



NAME THAT FEELING

Match the feeling with the picture by drawing a line between them.



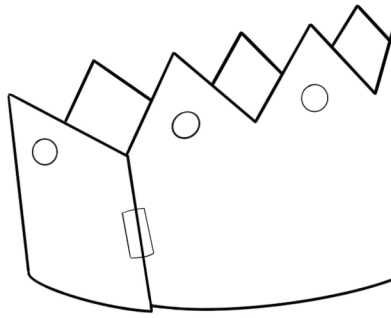


happy
suspicious
comfort
anxious
anger
sad




WAYS TO MAKE A FRIEND


Write or draw in the cloud bubbles ways that you can make a friend






And the Dish ran away with the Spoon





Can you help Olive find Mr. Snuggles?



HELP OLIVE FINISH HER STORY

Grab a friend! One player will be asked for certain types of words, such as nouns, verbs, or adjectives to fill in the blank. The other player will write down their words. Once finished, the story is read aloud!

Once upon a time, there was a _____ knight who was hopelessly in love
adjective
with Princess _____. She was _____ with long
name *adjective*
_____ hair that flowed in the wind. To prove his love the knight wrote
color
poems, sang sonnets, and _____. But it still wasn't enough, so the knight
verb
decided to fight the _____ dragon that has been terrorizing the kingdom.
adjective
The scary dragon had _____ scales, huge _____, and stinky
color *body part*
breath that smelled like _____.
food

The knight traveled to the dragon's cave. As he stepped closer the dragon surprised him by bowing and introducing himself. "Hello, my name is _____. Would you like join me for tea?" The knight realized he was hungry and accepted his invitation. Together they sat and ate lemon bars, _____, and drank _____.
name *food* *drink*

After a long talk the knight discovered that the dragon was only coming to the kingdom to make friends but everyone would run away _____ instead. Solving the
verb

mystery of the _____ dragon the knight proved
adjective
his bravery and married the princess. The dragon was thus invited to all the balls where he made lots of friends and ate tons of _____.
food
They all lived happily ever after.

