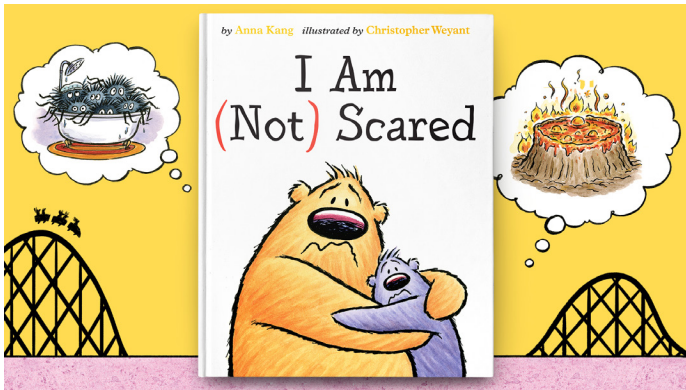


# I Am (Not) Scared



## Story Summary

Two fuzzy friends go to an amusement park. They try to convince each other that there are much scarier things than the roller coaster by comparing what they are not scared of. They soon discover that sometimes being scared isn't as "scary" as they thought.



**Lesson Focus**  
Comparisons

## Book Information

<b>Run Time</b>	3:13
<b>Author</b>	Anna Kang
<b>Illustrator</b>	Christopher Weyant
<b>Narrator</b>	Christopher Weyant (Orange Creature) Ryan Philbrook (Purple Creature)
<b>Publisher</b>	Two Lions
<b>Ages</b>	2–7/Prek–1/GR: G/AD310L
<b>Genre</b>	Fiction
<b>Themes &amp; Ideas</b>	being scared, comparisons, picture clues, feelings, friendship
<b>Language &amp; Literary Features</b>	simple picture clues for characters' feelings; sound words like whoosh (onomatopoeia); conversation between two friends
<b>Sentence Complexity</b>	simple text
<b>Vocabulary</b>	hairy, spiders, lava, alien, whoosh, together, vroom
<b>Special Vocabulary</b>	Comparison words: scared, scarier, scariest Onomatopoeia: whoosh, vroom
<b>Illustrations</b>	Illustrations help reader see how characters are feeling.

## Activity Ideas

### Drawing and Writing

Draw a picture and describe what it feels like to be brave.

### Fact/Opinion

Share a list of things that are facts or opinions and have children say which one they are. Example from *I Am (Not) Scared* is: Lava is scary | Lava is hot.

### Adventure Story

Write and illustrate another adventure that the two friends in the story might have.

*Additional activities can be found in the following pages of this document.*

# I Am (Not) Scared

Two fuzzy friends go to an amusement park. They try to convince each other that there are much scarier things than the roller coaster by comparing what they are not scared of. They soon discover that sometimes being scared isn't as "scary" as they thought.

Discuss the story and write your answers together.

**What is *I Am (Not) Scared* about?**

---

---

**Have you ever been to an amusement park? What was it like?**

---

---

**What are you afraid of?**

---

---

**How do you overcome your fears?**

---

---

**How does having a friend with you help you not be afraid?**

---

---

# I Am (Not) Scared

Pause at the indicated time stamps and discuss the story

**0:12**

Why do you think the Not is in parentheses in the title?

**0:22**

Is he scared? How can you tell?

**0:38**

What are the two friends going to do?  
What clues did you use?

**0:51**

What is the Loop of Doom?

**1:14**

Is he afraid of snakes?  
How can you tell?

**1:54**

How do the two friends help each other not be scared?

**2:21**

What do the sounds tell you about how the characters are feeling?


**2:54**

Were they scared?  
How can you tell?

---

## After viewing the Book:

1. Are you afraid of any of the things the two friends were afraid of in the story? How did you overcome your fear or how can you overcome your fear?



# Drawing and Writing

NAME \_\_\_\_\_

Write a story about something that scares you and draw a picture.



---

---

---


# Bandages for Buzzy

NAME \_\_\_\_\_

Circle the things that scare you in **red** and circle the things that do not scare you in **blue**. As you circle the items, explain aloud why you are scared or not scared.



## I Am (Not) Scared Puppets



### How to make a puppet

1. Color and cut out the puppets from *I Am (Not) Scared*.
2. Glue the ends of the strips together to make a circle.
3. Place puppets on fingers and tell your own story about being scared with a puppet show.

