


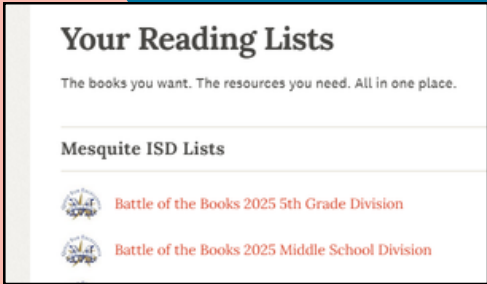
MAKE THE MOST OF LISTS!

TeachingBooks®



1

Everyone in your community can access Account-wide lists by logging in and selecting “Your Reading Lists” from the three-line toggle menu in the upper left. Account lists provide easy access to shared titles and resources!




2

Use the “Share arrow” to share account lists, state lists, custom lists, awards, and more! Find QR code printable options, as well as digital sharing options!

3

Create bookmarks for any list that you can print and share!



4

Embed lists on digital pages: in classroom management platforms, on library catalogs, or any digital space! Connect readers to titles and corresponding resources right from where they are.

5

Analyze lists to get instant and insightful data about recency, reading levels, cultural experiences, genre, and more!

